

WIOA Performance

Workforce Connections
Funded Partner Training
September 2017

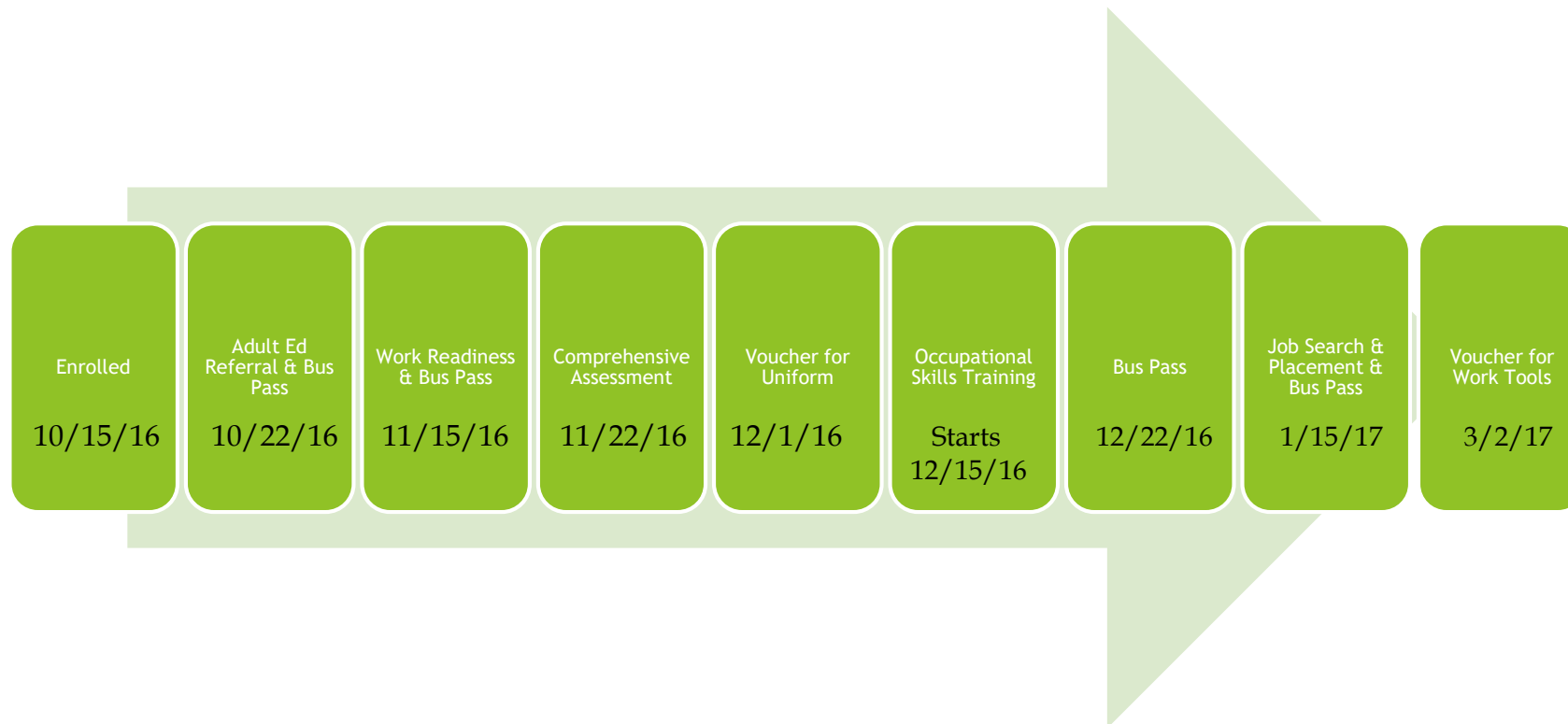
WIOA Indicators - All Programs

- ▶ Employment Rate 2nd Quarter After Exit
- ▶ Employment Rate 4th Quarter After Exit
- ▶ Median Earnings in the 2nd Quarter After Exit
- ▶ Credential Attainment Rate
- ▶ Measurable Skills Gains
- ▶ Effectiveness in Serving Employers

Exits

- ▶ Date of exit is the last date of staff-assisted service in participation
- ▶ Date is determined after 90 days without a Title 1 or Title 3 service & applied retroactively
- ▶ Provision of follow-up services does not extend the date of exit
- ▶ **Supportive services alone will not delay exit & may not be provided in follow-up to ADW**
- ▶ **Last date of service (intent to exit) must be case noted to validate potential exit**

When is the Exit?



When is the Exit?



Quarters

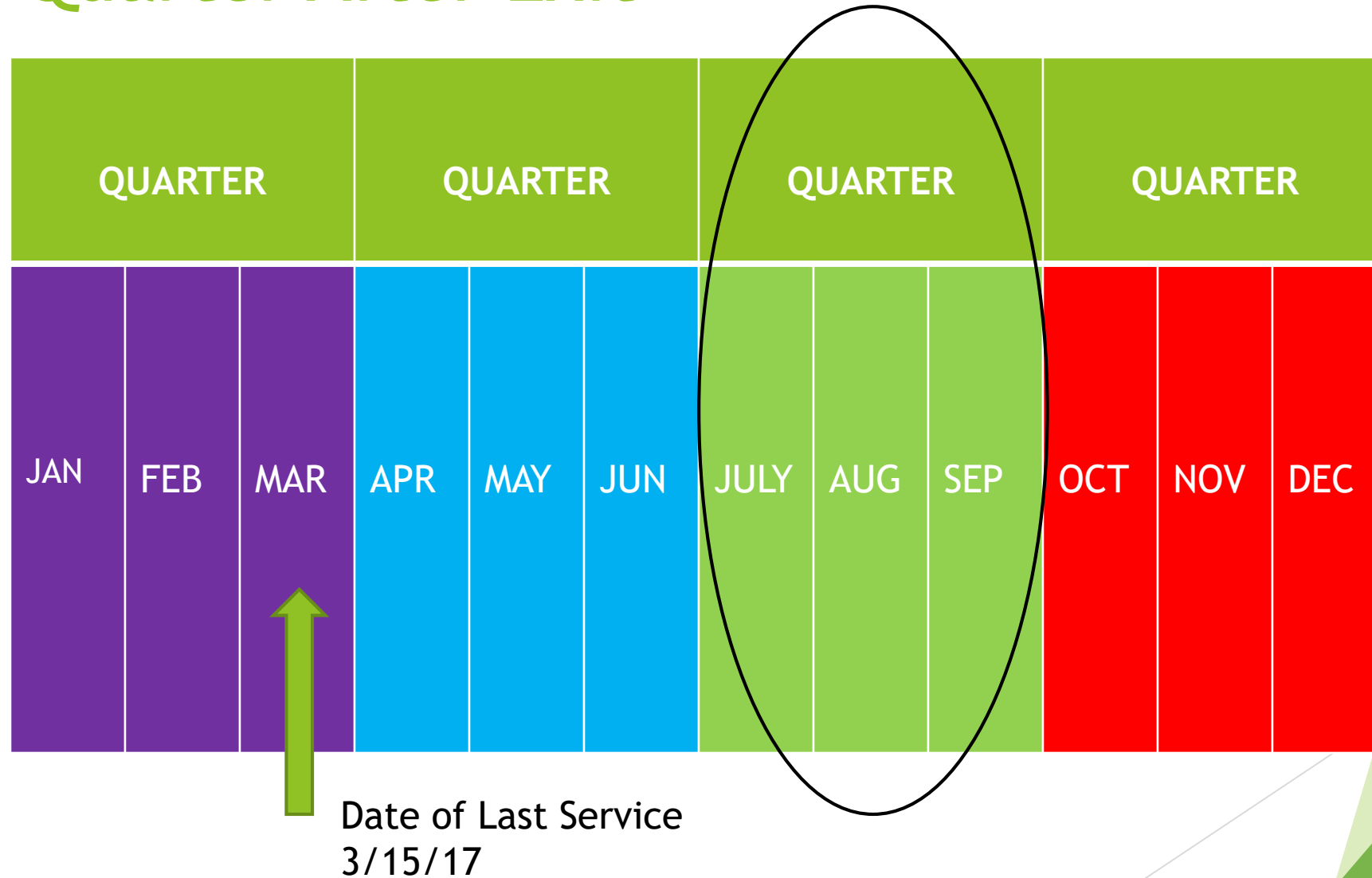
QUARTER			QUARTER			QUARTER			QUARTER		
JAN	FEB	MAR	APR	MAY	JUN	JULY	AUG	SEP	OCT	NOV	DEC

2nd Quarter After Exit

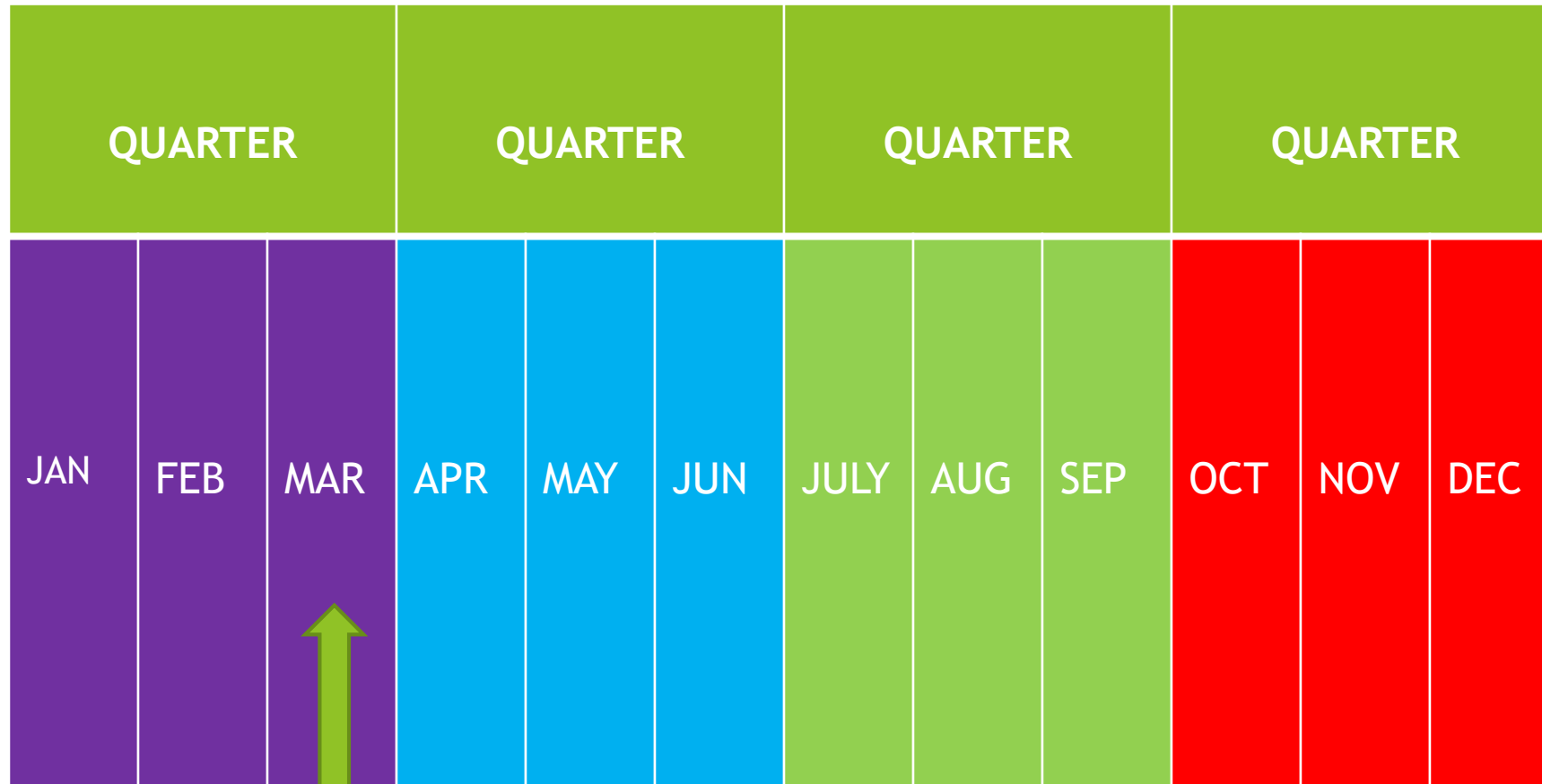


Date of Last Service
3/15/17

2nd Quarter After Exit

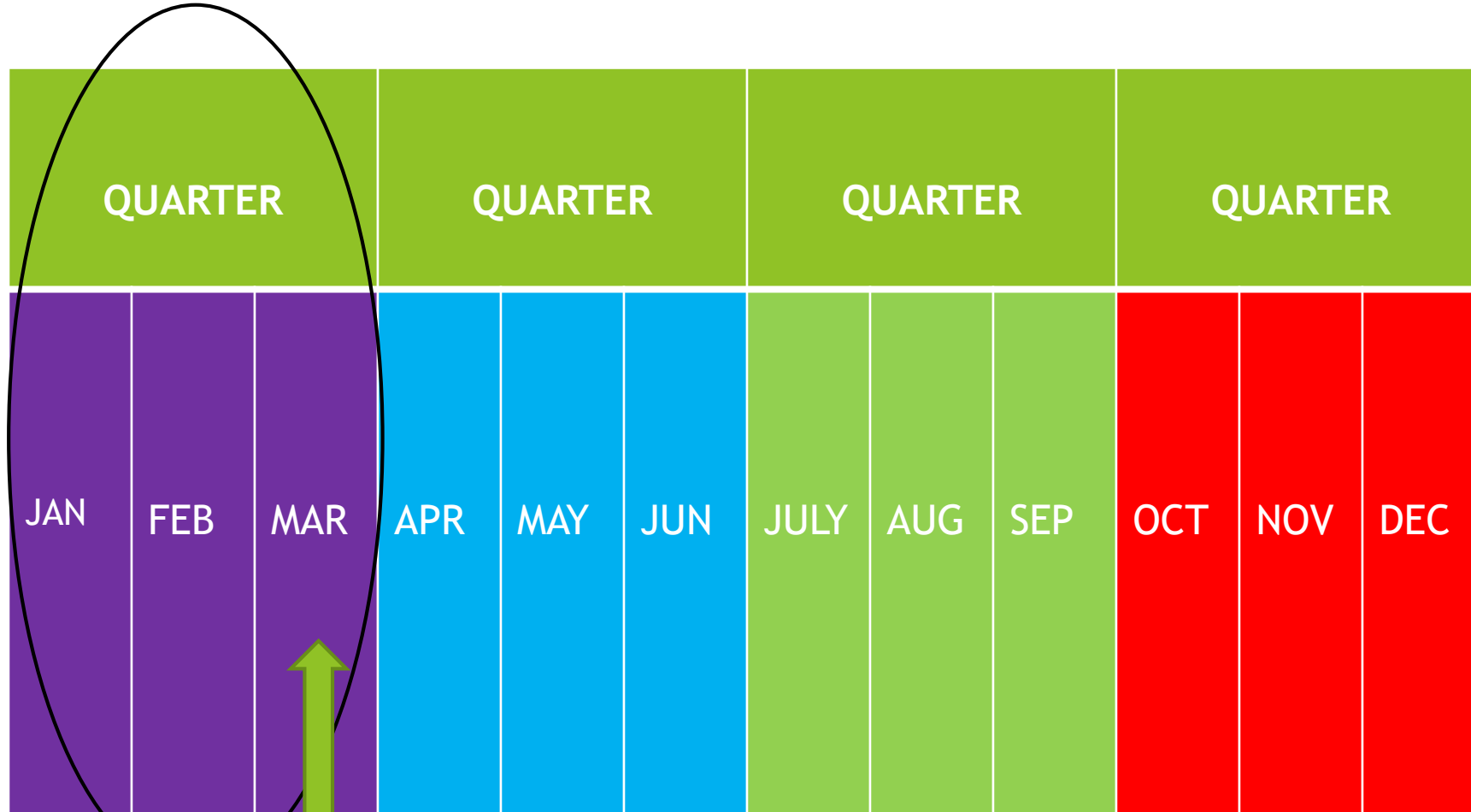


4th Quarter After Exit





Date of Last Service
3/15/17

4th Quarter After Exit






Date of Last Service
3/15/17

Search: |

Status	Activity / Provider	WZ	Funding / Grant	Projected Begin Date	Actual Begin Date	Projected End Date	Actual End Date
	S08 - Supportive Services - Transportation Workforce Connections		Dislocated Worker	N/A	09/30/2016	09/30/2016	09/30/2016 Successful Completion
	306 - Occupational Skills Training - (ITA) Workforce Connections		Dislocated Worker	N/A	10/05/2016	02/28/2017	Close
	220 - Assessment - Comprehensive and Specialized Skill Level and Service Needs Assess Workforce Connections		Dislocated Worker	N/A	09/30/2016	09/30/2016	09/30/2016 Successful Completion
	213 - Individual Employment Plan Workforce Connections		Dislocated Worker	N/A	09/20/2016	12/15/2016	Close
	100 - Assessment Interview, Initial Assessment Workforce Connections		Dislocated Worker	N/A	09/20/2016	09/20/2016	09/20/2016 Successful Completion

Search: |

Status	Activity / Provider	WZ	Funding / Grant	Projected Begin Date	Actual Begin Date	Projected End Date	Actual End Date
	S08 - Supportive Services - Transportation Workforce Connections		Dislocated Worker	N/A	09/30/2016	09/30/2016	09/30/2016 Successful Completion
	306 - Occupational Skills Training - (ITA) Workforce Connections		Dislocated Worker	N/A	10/05/2016	02/28/2017	Close
	220 - Assessment - Comprehensive and Specialized Skill Level and Service Needs Assess Workforce Connections		Dislocated Worker	N/A	09/30/2016	09/30/2016	09/30/2016 Successful Completion
	213 - Individual Employment Plan Workforce Connections		Dislocated Worker	N/A	09/20/2016	12/15/2016	Close
	100 - Assessment Interview, Initial Assessment Workforce Connections		Dislocated Worker	N/A	09/20/2016	09/20/2016	09/20/2016 Successful Completion

Page 1 of 1

Rows: 10

- ▶ 2nd Quarter after Exit Quarter: July-September 2017

Status	Activity / Provider	WZ	Funding / Grant	Projected Begin Date	Actual Begin Date	Projected End Date	Actual End Date
C	S08 - Supportive Services - Transportation Workforce Connections	W	Dislocated Worker	N/A	03/20/2017	03/20/2017	03/20/2017 Successful Completion
C	S08 - Supportive Services - Transportation Workforce Connections	W	Dislocated Worker	N/A	02/20/2017	02/20/2017	02/20/2017 Successful Completion
C	S08 - Supportive Services - Transportation Workforce Connections	W	Dislocated Worker	N/A	09/30/2016	09/30/2016	09/30/2016 Successful Completion
C	306 - Occupational Skills Training - (ITA) Workforce Connections	W	Dislocated Worker	N/A	10/05/2016	02/28/2017	02/28/2017 Successful Completion
C	220 - Assessment - Comprehensive and Specialized Skill Level and Service Needs Assess Workforce Connections	W	Dislocated Worker	N/A	09/30/2016	09/30/2016	09/30/2016 Successful Completion
C	213 - Individual Employment Plan Workforce Connections	W	Dislocated Worker	N/A	09/20/2016	12/15/2016	02/28/2017 Successful Completion
C	100 - Assessment Interview, Initial Assessment Workforce Connections	W	Dislocated Worker	N/A	09/20/2016	09/20/2016	09/20/2016 Successful Completion

Status	Activity / Provider	WZ	Funding / Grant	Projected Begin Date	Actual Begin Date	Projected End Date	Actual End Date
C	S08 - Supportive Services - Transportation Workforce Connections	W	Dislocated Worker	N/A	03/20/2017	03/20/2017	03/20/2017 Successful Completion
C	S08 - Supportive Services - Transportation Workforce Connections	W	Dislocated Worker	N/A	02/20/2017	02/20/2017	02/20/2017 Successful Completion
C	S08 - Supportive Services - Transportation Workforce Connections	W	Dislocated Worker	N/A	09/30/2016	09/30/2016	09/30/2016 Successful Completion
C	306 - Occupational Skills Training - (ITA) Workforce Connections	W	Dislocated Worker	N/A	10/05/2016	02/28/2017	02/28/2017 Successful Completion
C	220 - Assessment - Comprehensive and Specialized Skill Level and Service Needs Assess Workforce Connections	W	Dislocated Worker	N/A	09/30/2016	09/30/2016	09/30/2016 Successful Completion
C	213 - Individual Employment Plan Workforce Connections	W	Dislocated Worker	N/A	09/20/2016	12/15/2016	02/28/2017 Successful Completion
C	100 - Assessment Interview, Initial Assessment Workforce Connections	W	Dislocated Worker	N/A	09/20/2016	09/20/2016	09/20/2016 Successful Completion

Page 1 of 1

Rows: 10

► 4th Quarter After Exit Quarter: January-March 2018

Employment Rate in 2nd Quarter

- ▶ Defined: Percentage of participants who are in unsubsidized employment during the second quarter after exit from the program
 - ▶ All participants who are not “excluded” per TEGL 10-16 are included in this indicator
 - ▶ For youth, “employment” also extends to participants in education/training activities

**Number of Participants
Who are employed or in education/training (youth)
at least 1 day in Quarter 2**

Number of Enrolled Participants

EmployNV - Employment in 2nd Quarter

Follow-ups

4

[Create Local Follow Up](#)

Search:

Required By	Date Complete	Status	Follow Up Type
06/30/2017		Required	1st Quarter After Exit
09/30/2017		Required	2nd Quarter After Exit
12/31/2017		Required	3rd Quarter After Exit
03/31/2018		Required	4th Quarter After Exit



Employment Rate in 4th Quarter

- ▶ Defined: Percentage of participants who are in unsubsidized employment during the fourth quarter after exit from the program
 - ▶ All participants who are not “excluded” per TEGL 10-16 are included in this indicator
 - ▶ For youth, “employment” also extends to participants in education/training activities

Number of Participants

**Who are employed or in education/training (youth)
at least 1 day in Quarter 4**

Number of Enrolled Participants

EmployNV - Employment in 4th Quarter

Follow-ups

4

[Create Local Follow Up](#)

Search:

Required By	Date Complete	Status	Follow Up Type
06/30/2017		Required	1st Quarter After Exit
09/30/2017		Required	2nd Quarter After Exit
12/31/2017		Required	3rd Quarter After Exit
03/31/2018		Required	4th Quarter After Exit



Median Earnings in 2nd Quarter

- ▶ Defined: The median earnings of participants who are in unsubsidized employment during the second quarter after exit
 - ▶ All participants who are employed in this quarter will have earnings counted in this indicator
 - ▶ Total earnings for the entire quarter are reported for this indicator

median

The median is the middle value.

- Put all of the values into order.
- The median is the middle value.
- If there are two values in the middle, find the mean of these two.

2, 2, 3, **5**, 5, 7, 8

The median is 5

Spss, Inc. © Copyright 2011. Spss, Inc. All rights reserved. (www.spss.com)

EmployNV - Median Earnings

Follow-ups

4

[Create Local Follow Up](#)

Search:

Required By	Date Complete	Status	Follow Up Type
06/30/2017		Required	1st Quarter After Exit
09/30/2017		Required	2nd Quarter After Exit
12/31/2017		Required	3rd Quarter After Exit
03/31/2018		Required	4th Quarter After Exit



Credential Attainment

- ▶ Defined: Percentage of those participants enrolled in an education or training program who attain a recognized postsecondary credential
 - ▶ Excludes OJTs and Customized Training programs
 - ▶ May obtain credential during participation or within one year after exit
 - ▶ Only 1 credential is counted per participant for performance
 - ▶ Secondary school diplomas or their equivalent may only count in this measure **IF** the participant is employed or is enrolled in post-secondary education/training within one year after exit (all ISY are included)

Credential Attainment

Number of Participants who obtained a postsecondary credential during participation or within one year after exit

+

Number of Participants who obtained a secondary diploma or its equivalent during participation or within one year after exit, AND who also are employed or enrolled in postsecondary training/education within one year after exit.


Number of Participants enrolled in postsecondary education or training programs OR enrolled in secondary education programs at or above 9th grade level

EmployNV - Credential

☐ Credentials

1

[Create Credential](#)



What counts as
a credential?

Examples of Credentials

- ▶ Occupational License
- ▶ Occupational Certificate
- ▶ Registered Apprenticeship educational certificates
- ▶ Associate's Degree
- ▶ Bachelor's Degree
- ▶ Other recognized certificates of industry/occupational skills sufficient to qualify for entry-level or advancement in employment.

Not a Credential

- ▶ Graduate Degree
- ▶ Work Readiness Certificates
- ▶ OSHA 10 Hour
- ▶ Completion of Assistive Technology training program
- ▶ Orientation completion
- ▶ General Skills certificates/training

NEW NEW NEW

Measurable Skills Gain

- ▶ Defined: Percentage of participants who are achieving documented academic, technical, occupational or other forms of progress towards a credential or employment
 - ▶ Evaluated every program year prior to exit, to capture important progressions
 - ▶ Includes only program participants who are in an education or training program that leads to a recognized postsecondary credential
 - ▶ All ADW training activities are included in this measure (except IWT)
 - ▶ All ISY are included in this indicator
 - ▶ OSY who are in one of the following are included:
 - ▶ Occupational Skills Training
 - ▶ Secondary Education programs
 - ▶ Post-Secondary Education
 - ▶ Title II-funded Adult Education
 - ▶ YouthBuild or JobCorps

Measurable Skills Gain

► Progress Defined:

1. Documented achievement of at least one EFL of a participant who is receiving instruction below the postsecondary level
2. Documented attainment of a secondary school diploma or equivalent
3. Secondary or postsecondary transcript or report card for a sufficient number of credit hours that shows a participant is meeting the State unit's academic standards;
4. Satisfactory or better progress report, towards established milestones, such as completion of OJT or completion of one year of an apprenticeship program or similar milestones (from employer or training provider)
5. Successful passage of an exam that is required for a particular occupation or progress in attaining technical or occupational skills as evidenced by trade-related benchmarks (knowledge-based exams)

Measurable Skills Gain

► Documentation Examples:

1. **EFL:** CASAS Pre- and Post-test
2. **Diploma:** HSE Certificate, HS Diploma
3. **Secondary or postsecondary transcript or report card:** Secondary semester report card/transcript, postsecondary semester or program transcript
4. **Satisfactory or better progress report:** Training reports, OJT progress reports, apprenticeship completion, pay increases
5. **Successful passage of an exam:** RA component exam, employer required knowledge-based exam, test necessary to obtain credential

Measurable Skills Gain

Number of Participants who achieved a Measurable Skills Gain in the Program Year

- Educational Functioning Level
- Post-Secondary Transcript/Report Card
- Secondary Transcript/Report Card
- Training Milestone
- Skills Progression

Number of Participants enrolled in education or training programs

EmployNV - Measurable Skills Gain

☐ Measurable Skills Gain

1

[Create Measurable Skills Gain](#)

Managing Exits for Success

The background features abstract, overlapping geometric shapes in various shades of green, ranging from light lime to dark forest green. These shapes are primarily located on the right side of the slide, creating a modern, layered effect. The text is positioned on the left side of the slide against a plain white background.

Exit Strategies - Best Practices

- ▶ Create a Program Culture - it starts at the beginning
- ▶ Quality Control
 - ▶ Who makes the decision? Who reviews it?
 - ▶ Internal tracking
 - ▶ Review and track reported outcomes
- ▶ Meaningful Communication in Follow-up (Task with Purpose)
- ▶ Meaningful Programming in Follow-up
- ▶ Documentation

Follow-Up Requirements

- ▶ Monthly Contact
- ▶ Performance Back-up
- ▶ Follow-up Services & Element

Exclusions

- ▶ Defined: No fault departure from the WIOA Title 1 Program that will extend at least 90 days without an intent to return to the program.
 - ▶ Institutionalized
 - ▶ Deceased
 - ▶ Health/Medical
 - ▶ Reservist Re-Called to Active Duty
 - ▶ Youth Only: Foster Youth who relocates out of SNWDA
- ▶ May be taken up to the 4th Quarter after the Exit Quarter
- ▶ Case note the exclusion - documentation is not necessary, but validation is

Data

- ▶ Employment & Earnings Information
 - ▶ EmployNV
 - ▶ Nevada UI Database
 - ▶ WRIS - Wage Record Interchange System
- ▶ Credential
 - ▶ EmployNV
- ▶ Measurable Skills Gain
 - ▶ EmployNV

The background features abstract, overlapping geometric shapes in various shades of green, ranging from light lime to dark forest green. These shapes are primarily located on the right side of the frame, creating a modern, layered effect. The text 'Let's Review' is centered horizontally and rendered in a clean, sans-serif font. The overall aesthetic is bright and professional.

Let's Review

Resources

- ▶ www.nvworkforceconnections.org
 - ▶ Sub-recipient Forms and Tools
 - ▶ Policies & TAGs
- ▶ http://detr.state.nv.us/workforce_innovation_pages/WIA_Policies.htm
 - ▶ State Compliance Policies
- ▶ <https://www.doleta.gov/wioa/>
 - ▶ WIOA resources
 - ▶ TEGs: <https://wdr.doleta.gov/directives/>
 - ▶ TEG 10-16
- ▶ <https://ion.workforcegps.org>
 - ▶ Innovation and Opportunity Network (ION) - Sharing resources
 - ▶ Webinars
 - ▶ National Convening presentations

Questions?

Technical Assistance with contracts or program operations:

Debra Collins, Sr. Program Manager
dcollins@snvwc.org or (702) 636-2315

Jeannie Kuennen, Sr. Program Manager
jkuennen@snvwc.org or (702) 636-2323

Shawonda Nance, Program Manager
snance@snvwc.org or (702) 636-2321

Stacey Bostwick, Management Analyst
sbostwick@snvwc.org or (702) 636-2325